

# St. Cloud Math and Science Academy Board of Directors

Charter School #4223

Board Minutes

Virtual Meeting via ZOOM

1025 18th St. N

St. Cloud, MN 56303

April 21, 2021

4:30 - ~6:00 pm



Topic: April 21 2021 Board Meeting

Time: April 21, 2021 4:30 PM Central Time (US and Canada)

Join Zoom Meeting: <https://us02web.zoom.us/j/89937537787?pwd=SE1OOHZmV21ObjRjaXFIRHMwbitydz09>

## 1. Call to Order

Reading and Reflection on the school's Mission Statement: **With kindness and respect as our foundation, our highly skilled educators prepare students to become lifelong learners through the integrated instruction of Science, Technology, Engineering and Math in a safe and caring environment.**

## 2. ROLL CALL PRESENT/ ABSENT: Mohamad Ali –absent, Amy Cross –present, Alex Johnson – present, Michael Mullin- present, Andrew Schultz – present, Mary White-Levilain- present

**\*\*Quorum has been met**

**(Please Note: All virtual; e.g., ZOOM, open meetings in Minnesota, require ALL roll call votes.)**

Staff and/or Guests present – note for the record and anyone wishing to speak- none

## 3. Conflict of Interest Declarations- none

## 4. CONSENT AGENDA:

The consent agenda consists of routine matters that the Board considers without debate. Any Director may remove an item from the consent agenda and add it to the ACTION ITEMS by requesting removal of the item at the time the consent agenda is moved for approval. (Roll Call)

- March 24, 2021 Board Minutes
- Today's Board Meeting Agenda

Mary White-Levilain made a motion to approve the March Minutes, Alex Johnson seconded.

Roll Call- Amy Cross- aye, Alex Johnson-aye, Michael Mullin- aye, Andrew Schultz- aye, Mary White-Levilain- aye 5/5 motion carries

## 5. Program Report(s)

### a. **Holly Maxwell – Grade #3 – Guest Teacher/ Staff, Welcome!**

Just finished Unit 8 in Math, prefixes and suffixes, author's point of view, and solar systems

starting Animals and Plants unit

b. Novation Education Opportunities report/comments – Wendy Swanson-Choi- none

6. Executive Director/ Principal Report – Tammy Bengtson

- a. Enrollment Report- currently have 239 students enrolled, 256 for next year
- b. Covid Numbers in our local area are increasing. We are continuing to be able to manage with a small number of staff out for quarantine and have not had any positive student cases since we have been back in person.
- c. Marketing – Check out our new billboards over by Pepper Jax Grill on 33<sup>rd</sup> Ave and on the right hand side of 9<sup>th</sup> Ave before the bridge when you are driving south before the post office
- d. We are getting a professional video made for our school. Greg will start videoing this Friday when we have our school STEM integration day
- e. NEO Learning Walk is going to be virtual this school year. It will be April 27<sup>th</sup> from 8:45-9:15. NEO will be observing Robert's EL instruction using curriculum he designed for distance learning embedded with all four areas of EL (listening, reading, writing and speaking)
- f. We have 90 students planning to attend summer school. We are going to start planning Summer school and getting class lists ready.

9 days in June and 9 days in July

9:00- 1:00 Tuesday, Wednesday, and Thursdays

Transportation will be provided

- g. Success Academy is a school in Bloomington, we found out they are moving to st. cloud by seeing postings for director and teachers for their st. Cloud site. Their website has applications for their st. cloud site starting fall 2021 school year .

- Their location is 809 12th st. N in St. Cloud
- The director in Bloomington is Magdy Rabaaa, he used to be on the NEO board
- Upon receiving their affidavit from a DATA request to MDE, we found the application States the school is seeking to open a second site in order to accommodate additional students and include grade-levels beyond the 6th grade. The need for this is based off their current enrollment and interest in having a K-4 at one facility and a 5-8 at the other facility to serve the community.

After looking further into their opening we found this :Minnesota Statutes, section 124E.06, subdivision 5 provides charter schools the opportunity to amend their charter to add grades or primary enrollment sites beyond those defined in the original affidavit approved by the commissioner." Statute does not limit the site expansion to certain areas. The authorizer may require the charter school to determine need/demand for the new site location; however, this is not a statutory requirement.

7. Student Progress Report – Jill Waldvogel

- a. ACCESS testing is done
- b. MCA testing is finishing up

There is a trophy for Courtney Nelson's class for Math and Brenna Olson for Reading

## 8. Standing Committee Reports

- A. Finance Committee Report – Amy Cross/ Mary White-Levilain
  - a. March 2021 Financial Statements and Management Reports
    - i. Working on developing next year's budget
    - ii. PPE loan application is done- haven't heard from the bank
  - b. Projections for the remainder of the fiscal year (25% remaining)
    - i. everything is looking good
    - ii. Approve next year's budget at May meeting
- B. Educational Programs and Accountability Report – Andrew Schultz
  - a. We will be having a 2 hour professional development on closing the gap of Friday
    - i. Reteaching things from distance learning that need to be retaught in person
  - b. STEM day Friday April 23rd- each classroom is doing STEM activities the whole day
  - c. Ron Clark academy- May 19-21 Tammy and Andrew will be attending
  - d. Project Lead the Way- \$15,000 budget for getting started to spend this year
- C. Facilities Committee Report – Michael Mullin
  - a. Status of 2019 Butterfly Garden Grant
    - i. Committee has been planning
  - b. Status of heating system repairs
    - i. property management was out and made adjustments
  - c. Enough space for school year 2022? Future plans?
    - i. 280- 20 students in every class K-6, start thinking about what's next if we outgrow our space
- D. Executive Committee Report – Michael Mullin
  - a. Candidates for re-election and election
    - i. Mahamed Ali, Amy Cross, Mary White-Levilain
  - b. May 19, 2021 5 PM Annual Meeting
    - i. Annual meeting is during the regular meeting
    - ii. short recess to tally the votes
  - c. Formal Evaluation of the Executive Director/ Principal
    - i. Mary thinks it's a great guide
    - ii. Each member should fill out the form and Michael will compile the results

## 9. Action Items:

- a. Consideration of March 2021 Financial Statements

Alex Johnson made a motion to accept the March 2021 Financial Statements, Amy Cross seconded the motion  
Roll Call- Amy Cross- aye, Alex Johnson-aye, Michael Mullin- aye, Andrew Schultz- aye, Mary White- Levilain- aye 5/5 motion carries
- b. Review and Consideration of Policy #43 *Religious Accommodations*

Next year each Board member should have a handbook  
Mary moves to reaffirm Policy #43, Amy Cross seconded the motion  
Roll Call- Amy Cross- aye, Alex Johnson-aye, Michael Mullin- aye, Andrew Schultz- aye, Mary White- Levilain- aye 5/5 motion carries

## 10. Any further business

- a. Public Comment, if any (Please register in advance of the meeting)

List guests who wish to speak/ did speak: none

## 11. Announce date/ time of next meeting: May 19, 2021 at 4:30, plus Annual Meeting same date 5 PM


12. Adjourn at 5:30pm

2020-2021 St. Cloud Math and Science Academy  
Charter School #4223  
Board Meeting Calendar -- Tentative/ Policy Review Schedule  
Subject to change

Board Meeting Date	Policy to Review
August 19, 2020 4:30 PM	TBD
September 16, 2020 4:30 PM	Pledge of Allegiance to the United States flag
October 21, 2020 4:30 PM	Travel out of State
November 18, 2020 4:30 PM	Auditor's Report for June 30, 2020/ + Policy #47
January 20, 2021 4:30 PM	Data Practices, Policy #46
February 17, 2021 4:30 PM	Dress Code, Policy #44
March 24, 2021 4:30 PM	Equal Access to Facilities, Policy #45
April 21, 2021 4:30 PM	Religious Accommodation, Policy #43
May 19, 2021 4:30 PM	TBD
<b>May 19, 2021 = Annual Meeting</b>	Election of Directors

DRAFT Minutes Respectfully Submitted by Recording Secretary/ Clerk, Kim Hess

Certified/ Approved: Mary White-Levilain, Board Secretary



St. Cloud Math & Science Academy  
St. Cloud, MN  
District 4223

Financial Statements

March 31, 2021

Prepared by:

Chuck Herdegen  
Outsourced CFO  
April 16, 2021

**St. Cloud Math & Science Academy  
St. Cloud, MN  
March 31, 2021 Financial Statements**

**Table of Contents**

Executive Summary	3
Dashboard	5
Balance Sheet	7
Statement of Revenues and Expenditures	8
Cash Flow Projection	11
Enrollment	12

**St. Cloud Math & Science Academy  
St. Cloud, MN  
March 31, 2021 Financial Statements  
Executive Summary**

**Summary of Key Indicators**

- The School is currently budgeting 229 Average Daily Membership (ADM). Actual Membership as of March 30 is 237, with a current ADM of 236. An enrollment summary is presented on page 12 with actual enrollment amounts and ADM for each month through the date of this report.
- The working budget 2020-2021 projects an annual surplus (revenues to exceed expenditures) in all funds in the amount of \$15,546, projected cumulative fund balance of \$1,111,517, or 31% of total budgeted expenditures.
- Overall, the school is right on track with 70% of expenditures spent year to date, compared to 75% of the fiscal year completed.
- Projected Days Cash on Hand is 100 days.

**Balance Sheet**

The beginning balances shown on the Balance Sheet are based on the audited ending information as of June 30, 2020.

The cash balance at the end of the month was \$980,404.

The School began receiving State aid holdback payments for FY 2019-2020 in August. The remaining State aid holdback payments of \$24,538 will be received over the next several months after MDE finalizes all calculations of prior year aids.

The State holdback for the current fiscal year is estimated to be a receivable of \$216,057 at the time of this report. The holdback amount is approximately 10% of total state aids. This holdback amount will be paid back to the School in fiscal year 2022.

Salaries and Wages Payable represents the proportion amount as of this reporting period owed to staff who receive a paycheck during the summer. This is an estimate as actual will be calculated on or near June 30.

Accounts Payable represent amounts due for invoices received but not paid as of the end of the period.



## **Balance Sheet (Continued)**

Payroll Deductions and Contributions (Owed) represents the proportion amount as of this reporting period owed to staff who receive a paycheck during the summer. This is an estimate as actual will be calculated on or near June 30.

## **Statement of Revenue and Expenditures**

This report shows the original budget approved, the working budget, and year to date activity (revenues and expenditures).

Per review of the Statement of Revenue and Expenditures, the working budget column has been adjusted to reflect current year activity and projections.

## **Cash Flow Projection**

No significant changes to the cash flow projection this month.

## **Other Items**

- No significant transactions to note this month.

## **Supplemental Information**

A separate Management Report is provided, which shows checks that were written during the month, receipts that were accounted for, journal entry transactions that were recorded, contracted services details, and food service details.

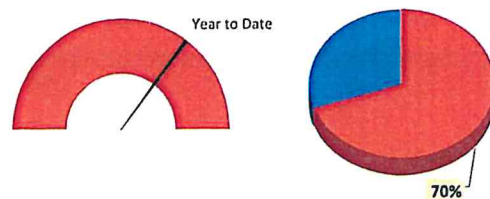
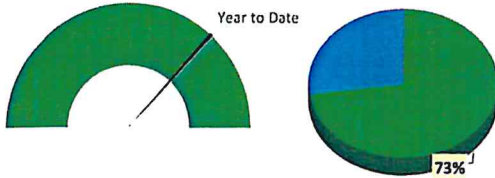
Please feel free to contact Chuck Herdegen [chuck.herdegen@bergankdv.com](mailto:chuck.herdegen@bergankdv.com) should you have questions related to the financial statements.



**St. Cloud Math and Science Academy**  
**St. Cloud, MN**  
**Financial Statements Dashboard**  
**March 31, 2021**

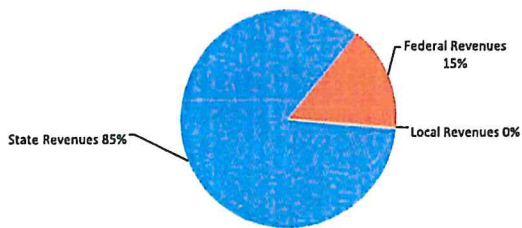
**Financial Summary - Budgeted Amounts and Year to Date Activity**

<i>Resources to Operate Programs (Revenues):</i>		<i>Funds Used to Provide Programs and Services (Expenses):</i>		<i>Excess / Deficit</i>	
<b>Approved Budget</b>	<b>\$3,608,337</b>	<b>Approved Budget</b>	<b>\$3,597,583</b>		<b>\$10,754</b>
<b>Working Budget</b>	<b>\$3,568,171</b>	<b>Working Budget</b>	<b>\$3,552,625</b>		<b>\$15,546</b>
<b>Year to Date</b>	<b>\$2,599,686</b>	<b>72.86%</b>	<b>Year to Date</b>	<b>\$2,475,040</b>	<b>69.67%</b>
					<b>\$124,646</b>

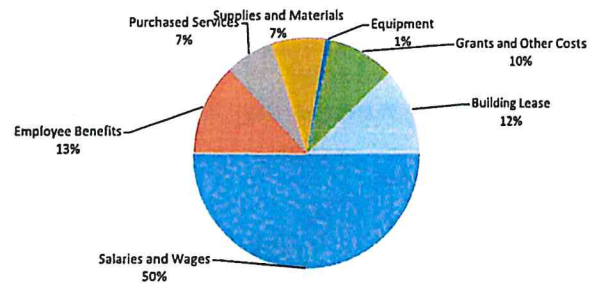


**Budgets for the Year**

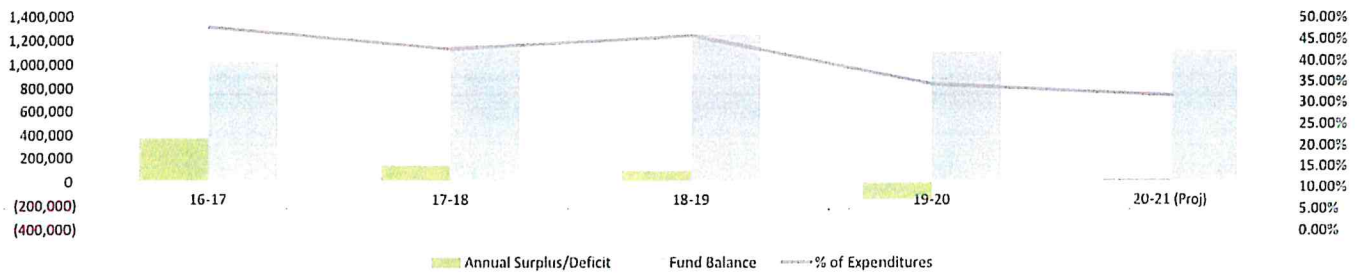
*Where funds will come from to operate the school:*

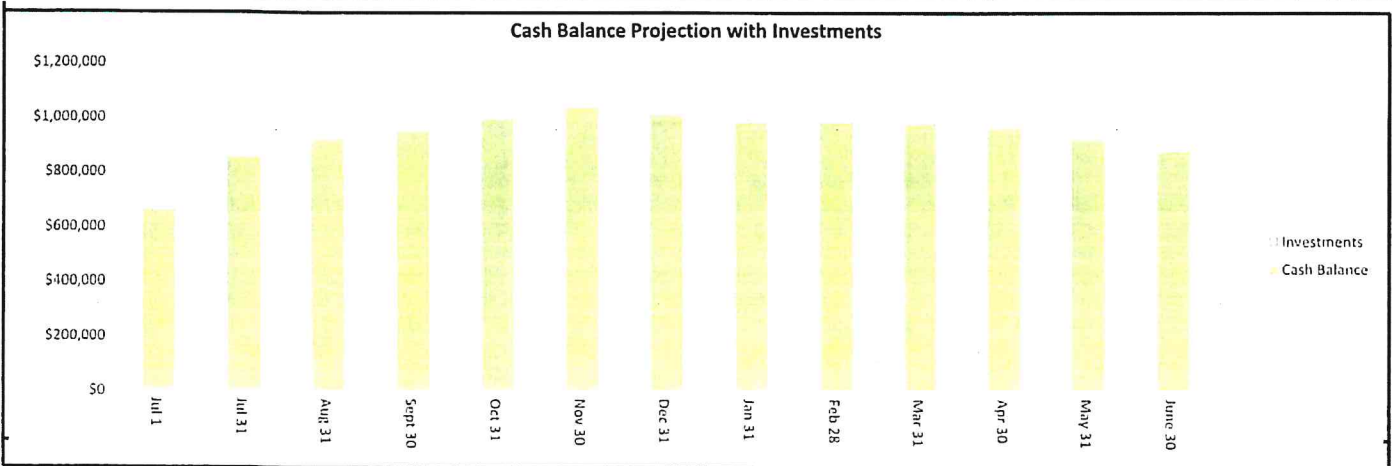
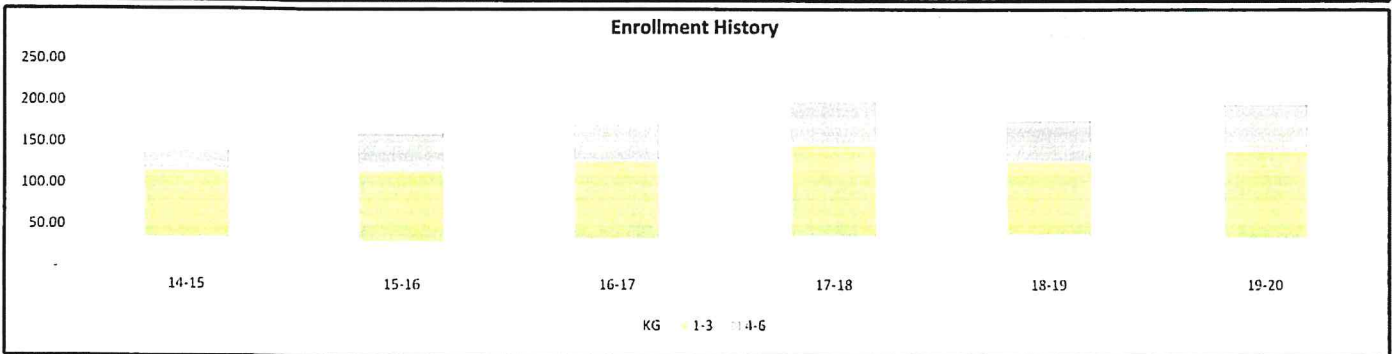
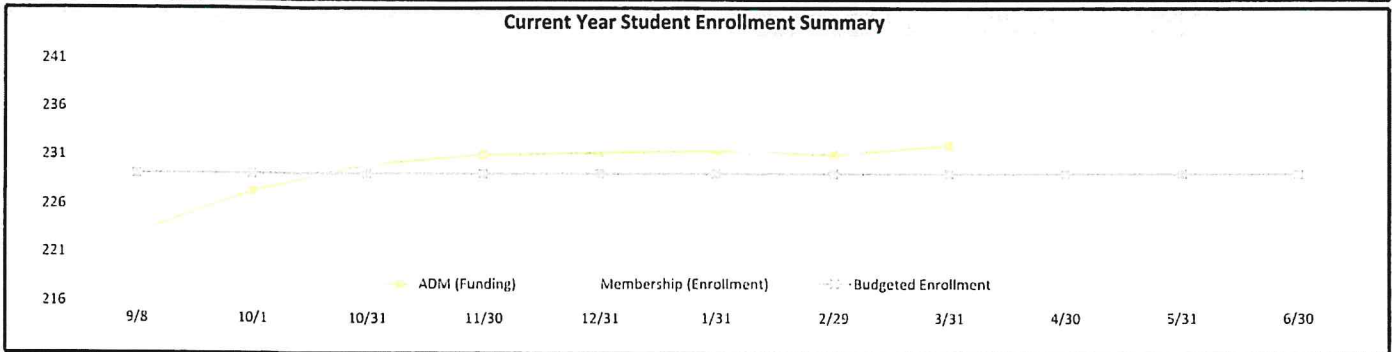
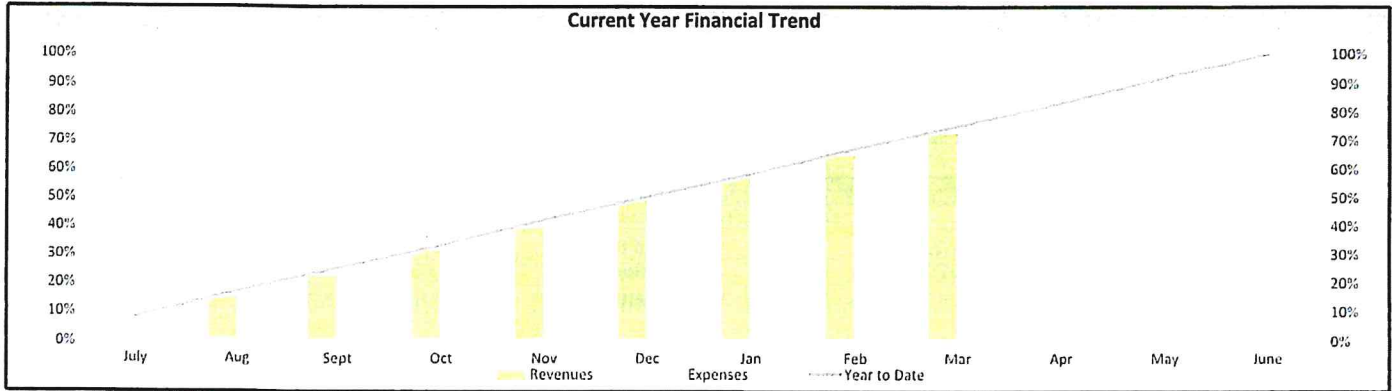


*How the money is budgeted to be spent:*



**Fund Balance History**





**St. Cloud Math and Science Academy**  
**St. Cloud, MN**  
**Balance Sheet**  
**March 31, 2021**

	Audited Balance June 30, 2020	Ending Balance
<b>Assets</b>		
Cash and Investments	\$ 661,722	\$ 980,404
Accounts Receivable	5,567	18,725
State Aids Receivable	538,078	24,538
Current Year State Holdback Receivable		216,057
Federal Aids Receivable	19,351	51,778
Prepaid Expenses and Deposits	51,184	40,055
Payroll Deductions and Contributions (Prepaid)	-	26,053
Total All Assets	\$ 1,275,901	\$ 1,357,610
<b>Liabilities and Fund Balance</b>		
Current liabilities		
Salaries and Wages Payable	\$ 83,372	\$ 101,703
Accounts Payable	29,050	500
Payroll Deductions and Contributions (Owed)	67,509	34,790
Total current liabilities	179,931	136,993
Fund balance		
Fund balance 07-01-2020	\$ 1,095,971	\$ 1,095,971
Net income to date		124,646
Total fund balance	1,095,971	1,220,617
Total liabilities and fund balance	\$ 1,275,901	\$ 1,357,610

**St. Cloud Math and Science Academy**  
**St. Cloud, MN**  
**Statement of Revenues and Expenditures**  
**March 31, 2021**

				Months: 7	75.00%
	FY 2020 Audited Actuals 196 ADM	FY 2021 Original Budget 229 ADM	FY 2021 Working Budget 229 ADM	Year to Date Activity	Percent of Working Budget
<b>General Fund - 01</b>					
<b>Revenues</b>					
State Revenues					
General Education Aid	\$ 1,972,066	\$ 2,310,941	\$ 2,308,280	\$ 1,776,588	77.0%
Charter School Lease Aid	258,911	300,906	300,906	82,728	27.5%
Long Term Facilities Maintenance Aid	26,009	30,228	30,228	-	0.0%
Literacy Incentive Aid	11,117	11,117	11,117	9,979	89.8%
Safe School Supplemental Aid	6,942	-	-	-	n/a
School Land Trust Endowment Aid	7,964	6,483	8,255	8,255	100.0%
Special Education Aid	405,524	517,146	352,072	166,601	47.3%
Prior Year Adjustments	10,335	-	-	-	n/a
Estimated State Holdback Amount	-	-	-	216,057	n/a
Total State Revenues	2,698,868	3,176,821	3,010,858	2,260,207	75.1%
Federal Revenues					
Federal Title I	74,497	101,005	79,698	56,439	70.8%
Federal Title II	4,920	10,671	9,876	-	0.0%
Federal Title III	27,061	21,682	19,993	4,669	23.4%
Federal Title IV	20,000	-	-	-	0.0%
Federal Special Education	30,445	35,753	28,889	35,851	124.1%
Federal CEIS	-	6,323	5,170	5,170	100.0%
Federal GEER/ESSER	-	-	101,816	7,389	7.3%
Federal CRF	-	-	72,976	72,976	100.0%
Federal Other CRF	-	-	19,716	19,716	100.0%
Federal Other	3,095	4,876	4,876	-	0.0%
Total Federal Revenues	160,018	180,310	343,010	202,211	59.0%
Local Revenues					
Fees from Students	-	-	2,700	2,700	100.0%
Medical Assistance	3,928	3,500	2,500	1,393	55.7%
Contributions and Gifts, Grants	2,516	-	1,000	1,000	100.0%
E-Rate Revenues	3,507	2,106	2,106	-	0.0%
Miscellaneous Revenues	19	-	694	132	19.0%
Total local revenues	9,970	5,606	9,000	5,225	58.1%
Total Revenues	\$ 2,868,856	\$ 3,362,737	\$ 3,362,868	\$ 2,467,643	73.4%
<b>Expenditures</b>					
Salaries and Wages	\$ 1,299,165	\$ 1,392,347	\$ 1,452,900	\$ 1,041,896	71.7%
Employee Benefits	348,730	360,079	390,000	263,930	67.7%
Contracted Services	115,020	146,200	146,200	92,758	63.5%
Repairs and Technology Maintenance	2,163	2,900	2,900	1,632	56.3%
Communication Services	5,399	6,500	6,500	4,184	64.4%
Postage	782	1,300	1,300	494	38.0%
Utilities	40,371	40,800	40,800	30,252	74.2%
Property and Casualty Insurance	16,821	17,200	17,200	14,269	83.0%
Repairs and Maintenance	2,718	4,200	4,200	6,062	144.3%
Field Trip Transportation	1,411	3,500	3,500	-	0.0%
Travel and Conferences	4,683	4,200	4,200	4,297	102.3%
Field Trip Admissions	496	3,435	500	-	0.0%
Building Lease	403,656	431,892	431,892	323,919	75.0%

**St. Cloud Math and Science Academy**  
**St. Cloud, MN**  
**Statement of Revenues and Expenditures**  
**March 31, 2021**

				Months: 7	75.00%
	FY 2020 Audited Actuals 196 ADM	FY 2021 Original Budget 229 ADM	FY 2021 Working Budget 229 ADM	Year to Date Activity	Percent of Working Budget
Other Rentals and Leases	6,936	10,200	10,200	4,691	46.0%
Office Supplies/General Supplies	22,580	26,400	26,400	14,414	54.6%
Maintenance Supplies	20,755	29,900	14,900	9,183	61.6%
Non-Instructional Software	13,372	16,800	14,800	12,743	86.1%
Instructional Software	15,763	10,800	12,800	11,406	89.1%
Instructional Supplies	19,973	22,900	22,900	23,645	103.3%
Noninstructional Technology	133	700	700	655	93.6%
Instructional Technology	34,772	23,760	3,760	1,130	30.0%
Textbooks and Workbooks	14,631	22,381	7,381	2,306	31.2%
Media/Library Resources	937	1,200	1,200	906	75.5%
Food	2,325	3,100	3,100	950	30.7%
Furniture and Other Equipment	23,300	19,300	19,300	-	0.0%
Dues and Memberships	20,105	23,156	23,156	18,495	79.9%
Taxes and Assessments	-	-	-	(2,300)	0.0%
Expenditures without invoices	-	-	-	3,089	0.0%
Third Party Expenditures	-	3,500	3,500	-	0.0%
<b>State Special Education</b>					
Salaries	360,079	452,342	302,500	197,180	65.2%
Benefits	64,494	82,168	56,400	34,157	60.6%
Other	6,836	15,645	15,645	7,951	50.8%
<b>Federal Programs</b>					
Federal Title I	74,497	101,005	79,698	56,439	70.8%
Federal Title II	4,920	10,671	9,876	-	0.0%
Federal Title III	27,061	21,682	19,993	4,669	23.4%
Federal Title IV	20,000	-	-	-	0.0%
Federal Special Education	30,445	35,753	28,889	35,851	124.1%
Federal CEIS	-	6,323	5,170	5,170	100.0%
Federal GEER/ESSER	-	-	71,816	7,389	10.3%
Federal CRF	-	-	72,976	72,976	100.0%
Federal Other CRF	-	-	19,716	19,716	100.0%
Federal Other	-	4,876	4,876	-	0.0%
Transfer to food service fund	-	-	-	-	0.0%
<b>Total expenditures</b>	<b>\$ 3,025,328</b>	<b>\$ 3,359,115</b>	<b>\$ 3,353,744</b>	<b>\$ 2,326,506</b>	<b>69.4%</b>
<b>General fund net income</b>	<b>\$ (156,473)</b>	<b>\$ 3,622</b>	<b>\$ 9,124</b>	<b>\$ 141,137</b>	



**St. Cloud Math and Science Academy**  
**St. Cloud, MN**  
**Statement of Revenues and Expenditures**  
**March 31, 2021**

				Months: 7	75.00%
	FY 2020 Audited Actuals 196 ADM	FY 2021 Original Budget 229 ADM	FY 2021 Working Budget 229 ADM	Year to Date Activity	Percent of Working Budget
<b>Food Services Fund - 02</b>					
<b>Revenues</b>					
State Revenues	\$ 2,984	\$ 5,600	\$ 3,043	\$ 2,642	86.8%
Federal Revenues	198,548	240,000	202,260	129,402	64.0%
<b>Total revenues</b>	<b>\$ 201,531</b>	<b>\$ 245,600</b>	<b>\$ 205,303</b>	<b>\$ 132,043</b>	<b>64.3%</b>
<b>Expenditures</b>					
Salaries and Wages	\$ 25,400	\$ 25,500	\$ 25,908	\$ 12,647	48.8%
Employee Benefits	5,605	6,500	5,717	1,925	33.7%
Purchased Services	40	100	100	75	75.0%
Supplies and Materials (Inc. Food and Milk)	157,661	199,768	160,556	133,826	83.4%
Equipment	6,435	6,500	6,500	-	0.0%
Dues and Memberships	60	100	100	60	60.0%
<b>Total Expenditures</b>	<b>\$ 195,202</b>	<b>\$ 238,468</b>	<b>\$ 198,881</b>	<b>\$ 148,534</b>	<b>74.7%</b>
<b>Food Services Fund Net Income</b>	<b>\$ 6,330</b>	<b>\$ 7,132</b>	<b>\$ 6,422</b>	<b>\$ (16,490)</b>	
<b>Total All Funds</b>					
<b>Revenues</b>					
State Revenues	\$ 2,701,851	\$ 3,182,421	\$ 3,013,901	\$ 2,262,848	75.1%
Federal Revenues	358,566	420,310	545,270	331,613	60.8%
Local Revenues	9,970	5,606	9,000	5,225	58.1%
<b>Total Revenues</b>	<b>\$ 3,070,387</b>	<b>\$ 3,608,337</b>	<b>\$ 3,568,171</b>	<b>\$ 2,599,686</b>	<b>72.9%</b>
<b>Expenditures</b>					
Salaries and Wages	\$ 1,684,644	\$ 1,870,189	\$ 1,781,308	\$ 1,251,724	70.3%
Employee Benefits	418,829	448,747	452,117	300,012	66.4%
Purchased Services	607,333	688,072	685,137	490,585	71.6%
Supplies and Materials	302,902	357,709	268,497	211,164	78.7%
Equipment	29,735	25,800	25,800	-	0.0%
Grants and Other Costs	177,088	207,066	339,766	221,555	65.2%
<b>Total Expenditures</b>	<b>\$ 3,220,530</b>	<b>\$ 3,597,583</b>	<b>\$ 3,552,625</b>	<b>\$ 2,475,040</b>	<b>69.7%</b>
<b>Total Revenues All Funds</b>	<b>\$ 3,070,387</b>	<b>\$ 3,608,337</b>	<b>\$ 3,568,171</b>	<b>\$ 2,599,686</b>	<b>72.9%</b>
<b>Total Expenditures All Funds</b>	<b>\$ 3,220,530</b>	<b>\$ 3,597,583</b>	<b>\$ 3,552,625</b>	<b>\$ 2,475,040</b>	<b>69.7%</b>
<b>Net Income - All Funds</b>	<b>\$ (150,143)</b>	<b>\$ 10,754</b>	<b>\$ 15,546</b>	<b>\$ 124,646</b>	
				392	
<b>Beginning Fund Balance, All Funds, July 1, 2020</b>	<b>\$ 1,246,113</b>	<b>\$ 1,095,971</b>	<b>\$ 1,095,971</b>	<b>\$ 1,095,971</b>	
<b>Projected Fund Balance, All Funds, June 30, 2021</b>	<b>\$ 1,095,971</b>	<b>\$ 1,106,725</b>	<b>\$ 1,111,517</b>	<b>\$ 1,220,617</b>	
<b>Projected Fund Balance Percentage</b>	<b>34%</b>	<b>31%</b>	<b>31%</b>		

*The Working Budget estimates shown on this report are prepared using both the school's estimates and consultant estimates and are prepared for internal use only.*

St. Cloud Math and Science Academy  
Cash Flow Projection Summary  
2020-2021 School Year

Period Ending	Cash Inflows (Revenues)				Total Receipts	Cash Outflows (Expenditures)			Cash Balance
	State Aid Payments	Federal Aid Payments	Other Receipts	Prior Year State and Federal Holdback		Salaries (Cash flow budgeted at Gross but updated at Net)	Other Expenses Actual Includes Benefits (Tax Payments, PERA, TRA) and AP	Total Expenses Beginning Balance	
Jul 31	\$ 199,668	\$ -	\$ -	\$ 234,948	\$ 434,616	\$ 102,040	\$ 138,041	\$ 240,081	\$ 661,722
Aug 31	199,863	-	-	97,156	297,019	101,089	131,538	232,626	856,256
Sept 30	211,676	-	39	127,456	339,171	135,962	174,572	310,534	920,649
Oct 31	292,593	20,189	456	61,714	374,951	167,870	158,813	326,683	949,286
Nov 30	241,364	71,807	73	(2)	313,242	162,004	105,998	268,002	997,554
Dec 31	228,428	39,975	4,976	(6)	273,373	162,010	141,825	303,836	1,042,794
Jan 31	228,940	45,143	75	8,220	282,378	163,872	147,249	311,121	1,012,331
Feb 28	213,601	78,060	-	(775)	290,885	164,468	126,194	290,662	983,588
Mar 31	228,017	52,973	-	-	280,990	164,468	119,929	284,397	983,811
Apr 30	222,787	60,866	1,127	28,719	313,499	152,508	175,719	328,228	980,404
May 31	222,787	60,866	1,127	-	284,780	152,508	175,719	328,228	965,676
June 30	222,787	60,866	1,127	-	284,780	152,508	175,719	328,228	922,228
Projected	2,712,511	490,743	9,000	557,429	3,769,683	1,781,308	1,771,317	3,552,625	878,780
	2,712,511	490,743	9,000	557,429		1,781,308	1,771,317	3,552,625	-
Totals	2,712,511	490,743	9,000	557,429	3,769,683	1,781,308	1,771,317	3,552,625	878,780

Assumptions: 10% State Aid Holdback

This cash flow projection is to be used only to show that if we follow our working budget for the year that we will not encounter cash flow issues and that we will be able to maintain normal operations. It is not meant to be used to accurately predict what expenditures will be incurred in the short-term. Due to the manner in which MDE regulates the funding, abrupt changes may occur in the amounts of the payments. However, the total amount of the state aids should be reasonable given a stable budget.

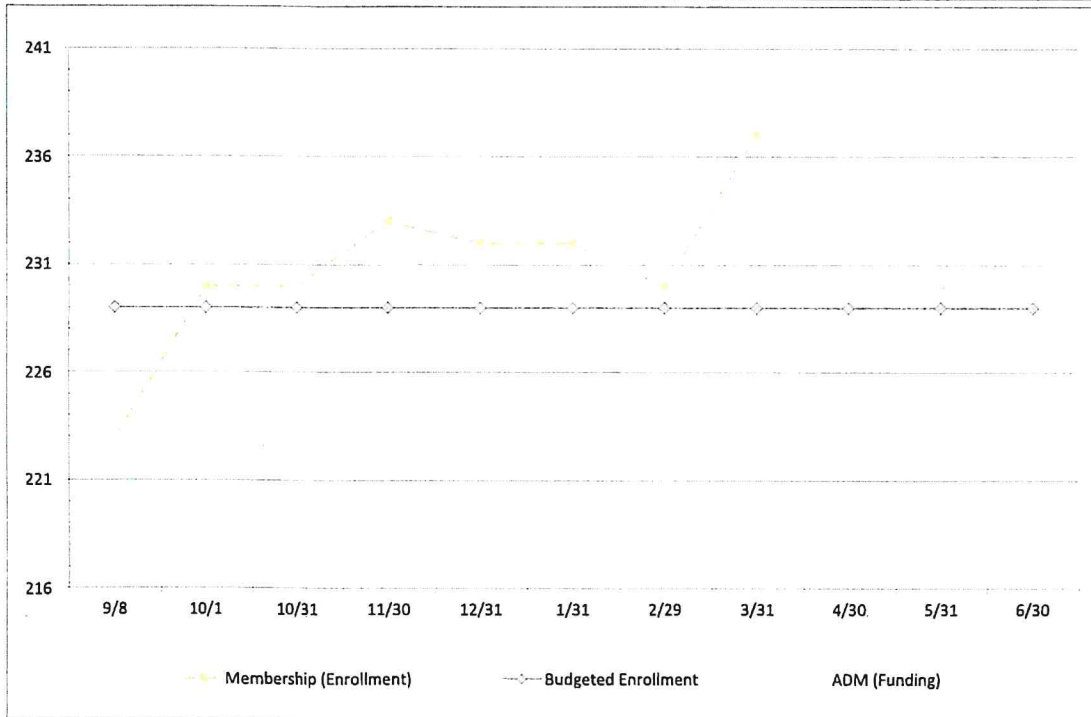
Management has elected to omit substantially all disclosures, government-wide financial statements, and required supplementary information. No CPA provides any assurance on these financial statements.




**St. Cloud Math and Science Academy**  
**St. Cloud, MN**  
**Attendance / Enrollment Report**  
**2020-2021 School Year**

Membership (Enrollment)											
Grade	9/8	10/1	10/31	11/30	12/31	1/31	2/29	3/30	4/30	5/31	End of Year
KG	32	36	35	37	36	37	36	39			
1	32	33	34	34	34	34	34	35			
2	38	39	39	39	39	38	37	38			
3	37	39	41	41	41	40	41	41			
4	32	32	31	32	32	32	32	33			
5	33	33	33	33	34	34	34	35			
6	19	18	17	17	16	17	16	16			
	223	230	230	233	232	232	230	237	-	-	-

St. Cloud Math & Science Academy ADM 09/08/20 through 01/31/21 - 231.4





St. Cloud Math & Science Academy  
St. Cloud, MN  
District 4223

Management Reports

March 31, 2021

Prepared by:

Chuck Herdegen  
Outsourced CFO  
April 16, 2021

CHECK	CHECK	INVOICE	
DATE	NUMBER VENDOR	DESCRIPTION	AMOUNT
03/15/2021	202000481 Access Corp	Shredding Service	35.25
03/15/2021	202000482 Brian Ingvalson & Associates	Grant Consulting Services: February & March 2021 (10.66 hrs @ \$75/hr)	800.00
03/15/2021	202000483 cmERDC	Copier Count	673.01
03/15/2021	202000484 Fish, Tom	Milk Delivery (Feb)	2,189.50
03/15/2021	202000485 Millaway, Douglas	Mental Health Consultant: February 2021 (17.5 hrs @ \$100/hr)	1,750.00
03/15/2021	202000486 Safeguard Security Inc.	Monthly Fire Alarm Monitoring w/Service Plan (Mar)	39.95
03/15/2021	202000487 Schrup, Myra	Nurse Consulting Services: Jan & Feb 2021 (10 hrs @ \$60/hr)	600.00
03/01/2021	202000488 Deerwood Bank	Positive Pay Monthly Fee	35.00
03/01/2021	202000489 Deerwood Bank	ACH Processing Fee	35.00
03/01/2021	202000490 18th Street Campus, LLC	March Rent + CAM estimate	36,905.00
03/03/2021	202000491 BerganKDV Ltd.	Payroll 2/26	224.96
03/08/2021	202000492 Hanover Insurance Group	Monthly Insurance Payment	1,125.48
03/15/2021	202000493 ESI	Payroll accrual 3/15 (paid via Bill.com)	500.00
03/15/2021	202000494 Horace Mann Life Insurance Co	Payroll accrual 3/15	465.00
03/15/2021	202000495 Public Employees Retirement Assoc	Payroll accrual 3/15	3,625.65
03/15/2021	202000496 Teachers Retirement Assoc	Payroll accrual 3/15	8,982.74
03/23/2021	202000497 Arrow Ace Hardware	Facility Supplies	33.53
03/23/2021	202000498 BerganKDV Outsourced Services LLC	Financial management and accounting services for March 2021	5,415.00
03/23/2021	202000499 Kucera, Brianna	Expense Reimbursement: Teaching Materials	250.26
03/23/2021	202000500 New Horizon Foods	Food Service: March Pre-Bill plus February meals over/under	16,947.89
03/23/2021	202000501 TriMark	Janitorial Supplies	773.57
03/23/2021	202000502 Yiran African Arts & Designs	Portraits for Black History Month	350.00
03/01/2021	202000503 Barnes & Noble	Books for Diversity collection	78.30
03/01/2021	202000504 Five Below	6th Grade - Behavior awards	100.00
03/01/2021	202000505 Amazon.com	Misc School Supplies - White board & bulletin boards, cotton pads, wireless mouse, headphones, hand sanitizer wipes	200.35
03/03/2021	202000506 Adobe Systems Inc	Acrobat Pro DC	16.13
03/03/2021	202000507 Cintas	Facility Services	525.88
03/09/2021	202000508 Amazon.com	Stoage Bags	45.00
03/10/2021	202000509 TeachersPayTeachers	Classroom Digital Curriculum License: Habitats Science Unit	15.07
03/10/2021	202000510 Amazon.com	Misc School Supplies: Binders, Balloons, Skewers, Toothpicks	72.37
03/10/2021	202000511 Walmart	Misc School Supplies: Scissors, Sweatpants, Socks	187.09
03/10/2021	202000512 GIS Benefits	Voluntary Insurance Premiums: March 2021	2,485.51
03/11/2021	202000513 Amazon.com	Science Supplies	25.97
03/11/2021	202000514 Project Lead The Way	PLTW Launch Classroom Teacher Training	500.00
03/11/2021	202000515 West Central Sanitation, Inc	March - Waste & Recycling Services (Inv#12006238)	382.59
03/12/2021	202000516 Walmart	Science Supplies	18.17
03/12/2021	202000517 Healthiest You c/o Teledoc Inc	Healthcare App	352.00
03/15/2021	202000518 Kraus-Anderson Insurance	Premium HR - April 2021 Installment	250.00
03/16/2021	202000519 TeachersPayTeachers	Classroom Digital Curriculum License: St. Patrick's Day Coin Hunt	2.00
03/16/2021	202000520 Nokomis Energy	Community Solar for January 2021	776.93
03/17/2021	202000521 Aflac	February 2021 Premiums	430.32
03/22/2021	202000522 Walmart	Misc School Supplies: Seeds	76.04
03/22/2021	202000523 Charter Communications	Internet & Phone Services: March 2021	464.83

CHECK			INVOICE		
DATE	CHECK NUMBER	VENDOR	DESCRIPTION	AMOUNT	
03/24/2021	202000524	TeachersPayTeachers	Classroom Digital Curriculum License:	53.75	
			Science Interactive Notebook All in One		
03/24/2021	202000525	Bill.com	Monthly Subscription (2/23/21-3/23/21)	14.78	
03/25/2021	202000526	City of St. Cloud	Water and sewer charge: 12/4/20 - 2/1/21	646.14	
03/29/2021	202000527	Deerwood Bank	Positive Pay Monthly Fee	35.00	
03/29/2021	202000528	Deerwood Bank	ACH Processing Fee	35.00	
03/29/2021	202000529	BerganKDV Ltd.	Payroll 3/15	223.07	
03/31/2021	202000530	Horace Mann Life Insurance Co	Payroll accrual 3/31	465.00	
03/31/2021	202000531	Public Employees Retirement Assoc	Payroll accrual 3/31	2,541.75	
03/31/2021	202000532	Teachers Retirement Assoc	Payroll accrual 3/31	8,601.14	
03/01/2021	202000533	Facebook	Job Posting	10.00	
03/03/2021	202000534	Best Buy	Webroot Internet Security Yearly	215.24	
			Subscription		
03/12/2021	202000535	SAM'S CLUB	Lunch Supplies: Straws & Trays	179.70	
03/17/2021	202000536	Walmart	Science Supplies	16.78	
03/22/2021	202000537	Amazon.com	Misc Classroom Supplies	310.68	
03/19/2021	202000538	Amazon.com	Gloves for cleaning	25.98	
03/22/2021	202000539	Education.com	Education.com Premium Annual Membership	59.94	
03/24/2021	202000540	Custom Made Enterprise	Poker chips for 6th grade incentives	168.95	
03/24/2021	202000541	SAM'S CLUB	6th grade supplies	215.88	
03/24/2021	202000542	Amazon.com	Misc School Supplies	224.21	
03/29/2021	202000543	TeachersPayTeachers	Classroom Digital Curriculum Licenses: NO	11.84	
			PREP Division Games for Fact Fluency &		
			Division Games		
03/29/2021	202000544	Amazon.com	Misc school supplies	13.98	
03/29/2021	202000545	Amazon.com	Misc school supplies	26.44	
03/29/2021	202000546	Xcel Energy	Electricity (1/30/21-3/2/21) & Natural Gas	1,872.61	
			Services (1/31/21-3/2/21)		
03/31/2021	202000547	Cintas	Facility Services	578.78	
03/29/2021	202000548	Allianz Travel Ins	Missing receipt	63.82	
03/29/2021	202000549	Delta Airlines	Missing receipt	69.99	
03/29/2021	202000550	Delta Airlines	Missing receipt	69.99	
03/29/2021	202000551	Delta Airlines	Missing receipt	69.99	
03/29/2021	202000552	Delta Airlines	Missing receipt	367.80	
03/29/2021	202000553	Delta Airlines	Missing receipt	367.80	
03/29/2021	202000554	The Ron Clark Academy	Missing receipt	995.00	
03/29/2021	202000555	The Ron Clark Academy	Missing receipt	995.00	
03/30/2021	202000556	Barnes & Noble	Missing receipt	78.20	
03/31/2021	202000557	Facebook	Missing receipt	9.40	
Totals for checks				108,395.07	

Post Date	Account Number	Description	Amount
03/15/2021	01 A 121 00	FY 19-20 Charter School Lease	4,961.01
03/15/2021	01 R 005 000 000 000 201	FY 20-21 School Trust Land Endowment	4,090.17
03/15/2021	01 R 005 000 000 000 211	FY 20-21 General Education - Charter	112,924.35
03/25/2021	02 R 005 770 000 701 300	FY 20-21 State School Lunches 21	449.62
03/25/2021	02 R 005 770 000 701 471	FY 20-21 Regular Lunches 21	1,258.95
03/25/2021	02 R 005 770 000 701 471	FY 20-21 HHFKA Lunches 21	251.79
03/25/2021	02 R 005 770 000 701 472	FY 20-21 Free & Reduced Lunches 21	11,438.46
03/25/2021	02 R 005 770 000 705 476	FY 20-21 Breakfast 21	7,419.58
03/25/2021	02 R 005 770 000 706 471	FY 20-21 Fresh Fruit & Veggies SY1921	2,116.19
03/30/2021	01 R 005 000 000 000 211	FY 20-21 General Education - Charter	46,979.52
03/30/2021	01 R 005 000 000 000 212	FY 20-21 Literacy Incentive Aid	9,979.03
03/30/2021	01 R 005 000 000 740 360	FY 20-21 Special Education - Charter	56,237.25
		Total for Cash Receipts	258,105.92